

TEMPERATURE TRIP RELAY

TEMPERATURE TRIP RELAY 600-TTR-200



600-TTR-200

TEMPERATURE TRIP RELAY

TEMPERATURE TRIP RELAY 600-TTR-200

GENERAL DESCRIPTION

The Dual channels DIN-Rail Temperature trip relay converts a low level dc signal from thermocouple with automatic (internal) cold junction compensation.

Two independent Alarm trip (one for each sensor) are provided; each alarm energizes, or de-energize, an SPDT relay when the threshold is exceeded.

Setpoint will be configured from our factory during production, according to client request.

The Temperature trip relay can be connected with LXS LAN system to handle and transmit all the information remotely.

KEY FEATURES

- Internal cold junction compensation (for each sensor)
- Removable terminal block

MECHANICAL FEATURES

- Dimensions (w x h x d): 18x114x110mm
- Weight: 125gr
- Housing Material: PA 6.6
- Protection Class: IP20
- Field Installation: Rail TS 35 (EN 50022)
- Termination: Screw terminal block to accommodate termination up to 2,5mm²

LOAD SIDE

- Contact Rating: 2A, 250V , 100VA or 2A, 250V, 80W (resistive load)
- Output ^{*1,2 Note} [see diagram]: Voltage free 1 for each sensor SPDT
- Threshold ^{*1,2 Note} (set point): step 1°C
- Hysteresis ^{*1,2 Note}: step 1°C
- ON-OFF delay time ^{*1,2 Note}: step 100ms

ELECTRICAL FEATURES

- Nominal input voltage 10-56VDC
- Rated current: 90-20 mA
- Rated current @ 24 V: 50 mA
- Input Channels: 2
- Sensor type: thermocouple K type
- Temperature range: -200°C to +1370°C
- Resolution: 24bit
- Linearity error: +/- 0,1% FSR
- Operation temperature: -20°C to +60°C
- Storage temperature: -20°C to +85°C
- Galvanic Insulation I/O [see diagram]: 2-way insulation
- Insulation (test voltage) sensor vs supply input [see diagram]: 1kV
- Insulation (test voltage) sensor vs output (relay contacts) [see diagram]: 2,5kV

SIGNALLING LED'S

- Supply connected: Green PWR [see wiring diagram]
- Alarm sensor CH 1: Red AL A [see wiring diagram]
- Alarm sensor CH 2: Red AL B [see wiring diagram]
- System running / LXS LAN connected: Green SR [see wiring diagram]

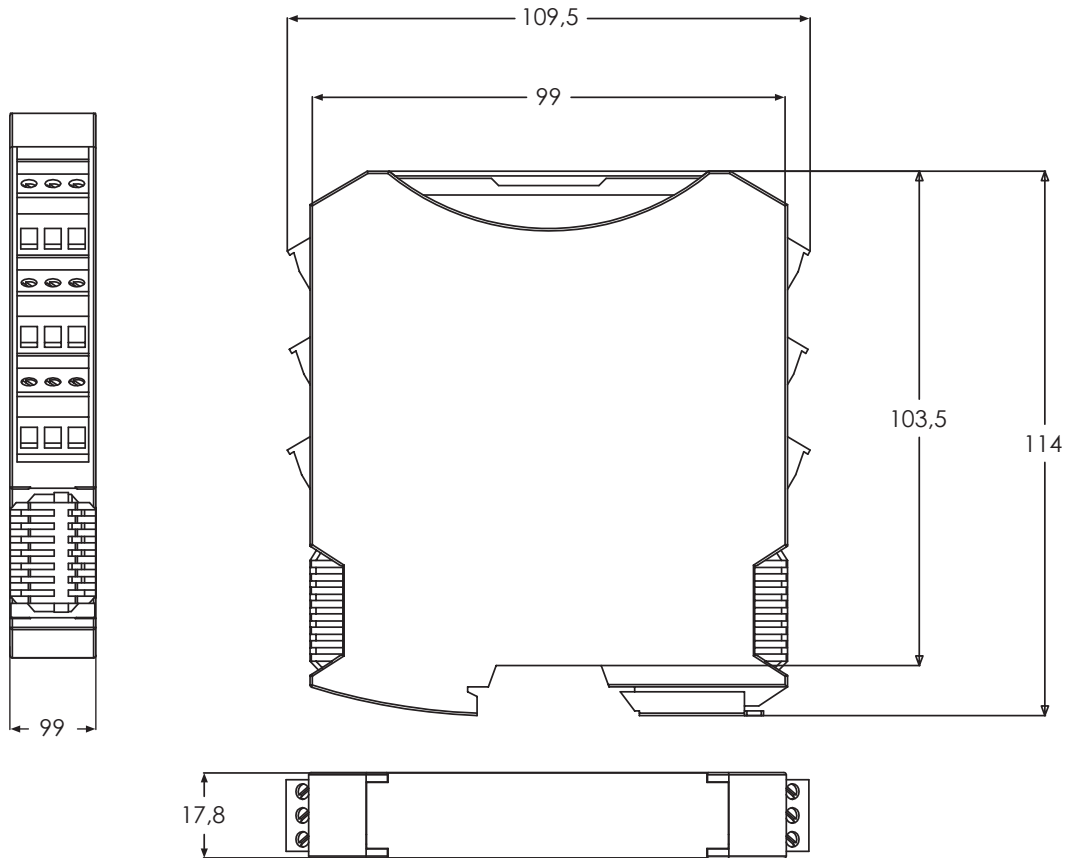
Note 1: programmable via serial interface
Note 2: independent for each inputs




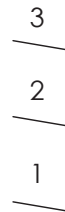

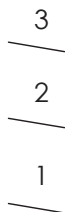
TEMPERATURE TRIP RELAY

TEMPERATURE TRIP RELAY 600-TTR-200

DIMENSIONS



LEVELS

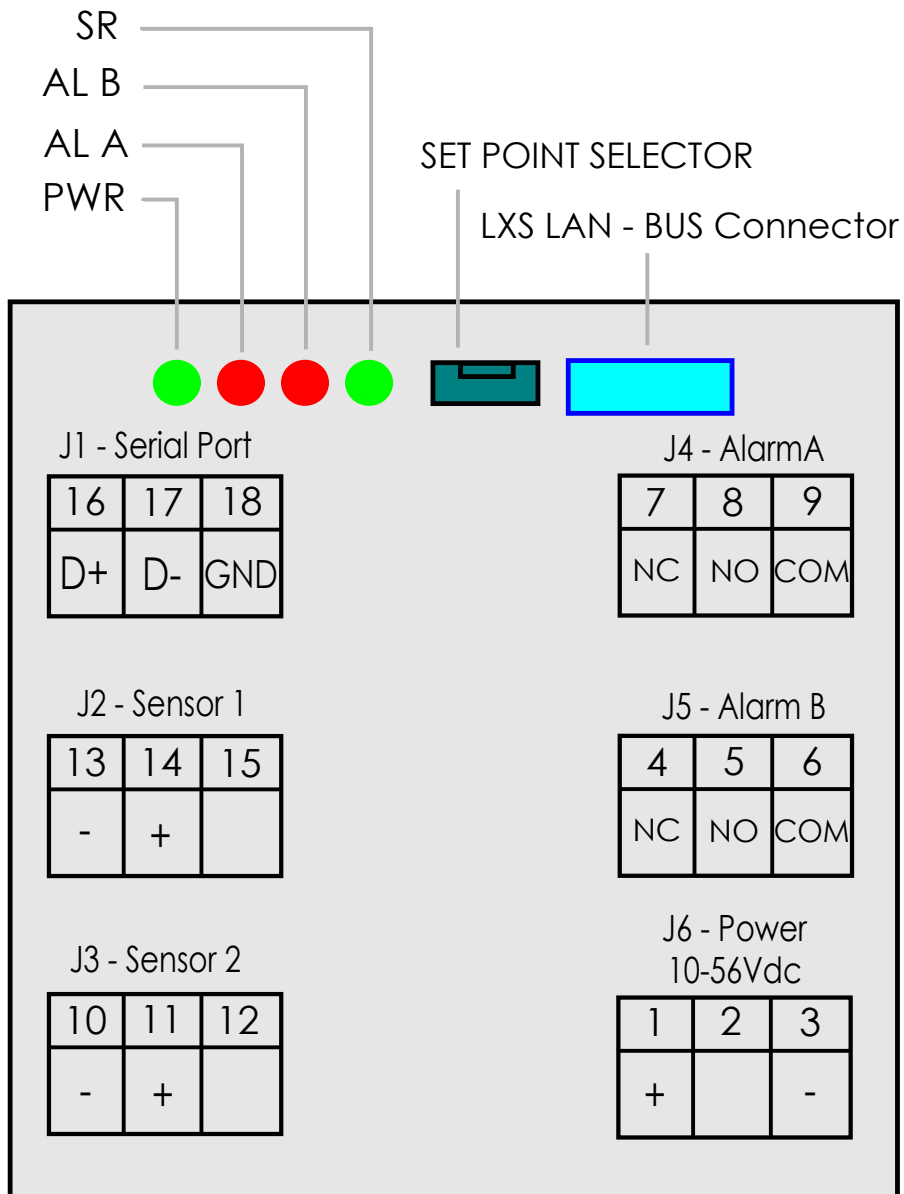


600-TTR-200

TEMPERATURE TRIP RELAY

TEMPERATURE TRIP RELAY 600-TTR-200

WIRING DIAGRAM



600-TTR-200



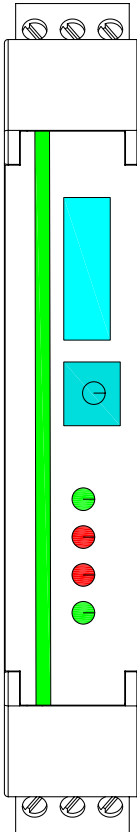
TEMPERATURE TRIP RELAY

TEMPERATURE TRIP RELAY 600-TTR-200

SUPPLY 10 - 56VDC

AL B

AL A



LXS LAN - BUS CONNECTOR

LXS LAN - ADDRESS SELECTION

SR

AL B

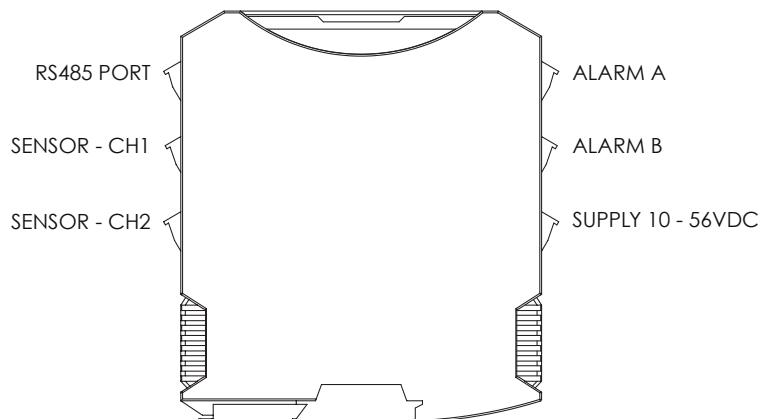
AL A

PWR

RS485 PORT

SENSOR - CH 1

SENSOR - CH 2



600-TTR-200

